

!!!!!!!!!!!!!!!!!!!!

! "\$%&'()*+,-./:;<=>?@A B C D E F G H I J K L M N O P Q R S T U V W X Y Z [\] ^ _ ` { | } ~ ¡ ¢ £ ¤ ¥ ¦ § ¨ © ª « ¬ ® ¯ ° ± ² ³ ´ µ ¶ · ¸ ¹ º » ¼ ½ ¾ ¿

! " # \$ % & ' () * + , - . / : ; < = > ? @ A B C D E F G H I J K L M N O P Q R S T U V W X Y Z [\] ^ _ ` { | } ~ ¡ ¢ £ ¤ ¥ ¦ § ¨ © ª « ¬ ® ¯ ° ± ² ³ ´ µ ¶ · ¸ ¹ º » ¼ ½ ¾ ¿

Market	Higher	Lower	Same	Net*
Water/Sewer	47%	6%	47%	41%
Warehouse	36%	21%	43%	14%
Federal (e.g., VA, GSA, USACE, NAVFAC)	24%	18%	59%	6%
Bridge/Highway	13%	13%	75%	0%
Other Healthcare (e.g., clinic, testing or screening facility, medical lab)	38%	38%	24%	0%
K-12 School	30%	30%	39%	0%
Power	17%	17%	67%	0%
Manufacturing	23%	41%	36%	-18%
Transportation (e.g., transit, rail, airport)	10%	30%	60%	-20%
Hospital	22%	43%	35%	-22%
Multifamily Residential	8%	50%	42%	-42%
Public Building	10%	55%	35%	-45%
Higher Education	18%	73%	19%	-55%
Retail	13%	75%	13%	-63%
Private Office	0%	71%	29%	

! " # \$ % & ' () * + , - . / : ; < = > ? @ A B C D E F G H I J K L M N O P Q R S T U V W X Y Z [\] ^ _ ` { | } ~ ¡ ¢ £ ¤ ¥ ¦ § ¨ © ª « ¬ ® ¯ ° ± ² ³ ´ µ ¶ · ¸ ¹ º » ¼ ½ ¾ ¿

-! D4' ,+34' <E); +* \$+0\$1+) 2&) 3, +6<+0\$1 (+9(%F; +4)' * 3\$1<, +6<+-. -! G+B); &\$<); A+-H+

I"! +J\$>+>\$17*+0\$1+*); 3(68)+0\$1(+31()<, +; 6, 1' ,6\$<+6<+96776<E+; ' 7' (6) *+ ' <*+4\$1(70+3(' 9, +&\$; 6, 6\$<; G++B); &\$<); A+-H+

+


K"! L\$+0\$1+)2&)3,+ ' <0+34' <E); +<+,4)+ ' 5' 6' 8676,0+\$9+4\$1(70+3(' 9,+\$(+; ' 7' (6) *+&)(; \$<<)7+\$5)(+,4)+3\$%6<E! -+
%\$<,4;G+B); &\$<;); A+-H+

+

M!

N°! +

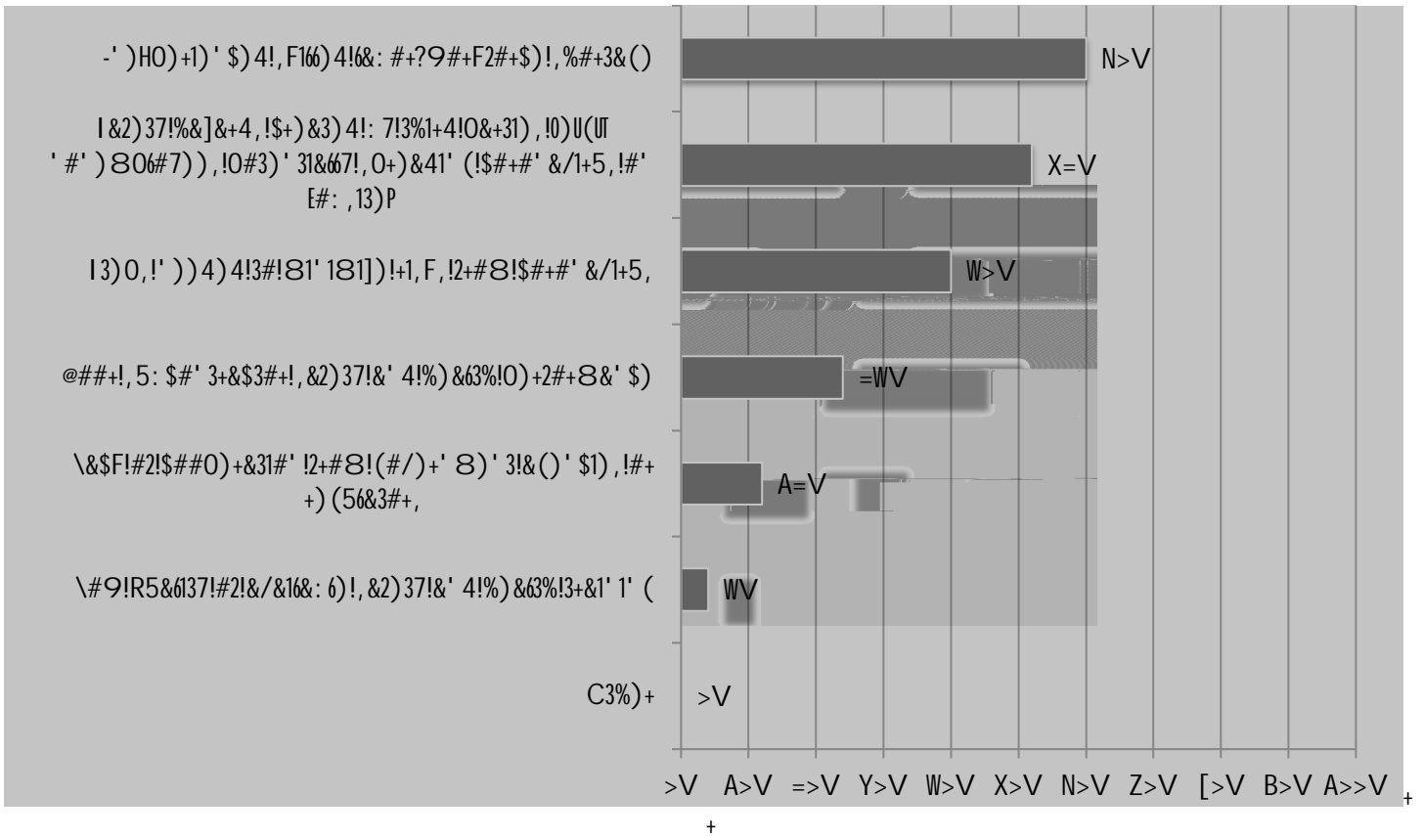
+
H"! +D4' ,+' ()+0\$1(+8&EE); ,+3\$<3)(<;+9\$(+. -! G+=%' (?+ 7+,4' ,+' &&70@B);&\$<;);A+-H+



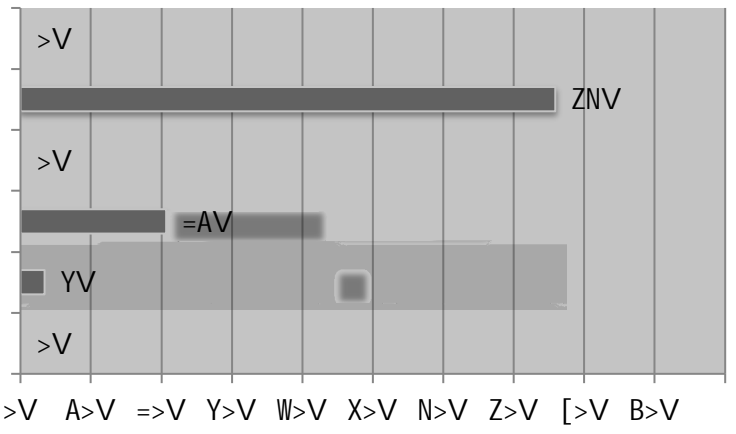
&# ' &# ! &# \$ &# " &# (&#) &# * &# % &# + &# ' & &#

!
!
!
!
!
!
!
!
!
!
!
!

!. "!!D4' ,+34' 77)<E);/49+<0/+* \$+0\$1+;)))+(E' (*6<E+,4)+; '9),0+< *+4)'7,4+\$9+0\$1(+6(%P;+>\$(?);+%' (?+ 77+,4' ,+ '&&70@G+B); &\$<;);A+-M!



!!"!D4' ,+8); ,+*); 3(68); +0\$1(+6(%G+B); &\$<;);A+-H+



+
+
+

+
+

