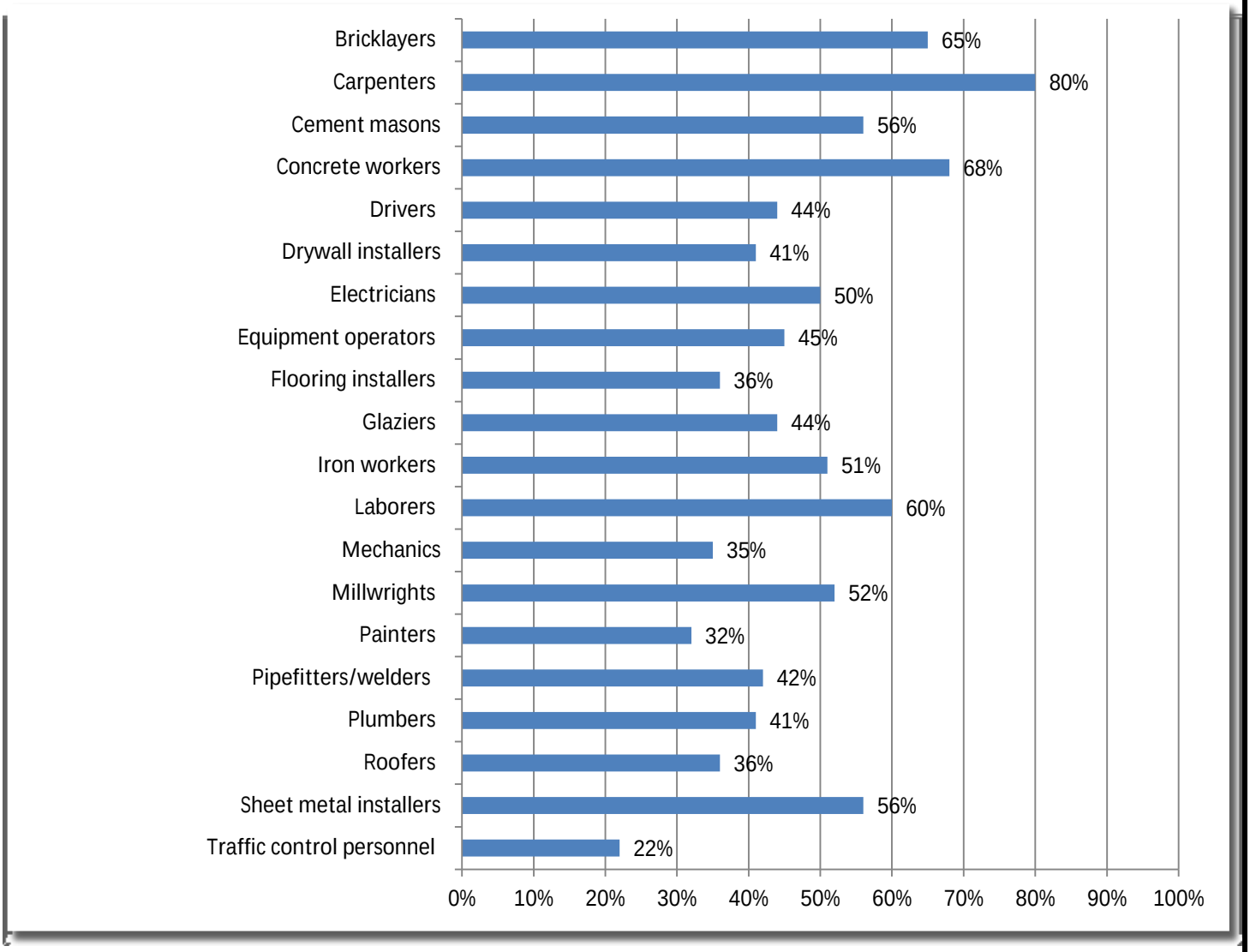
Bricklayers 65%
Carpenters 80%
Cement masons 56%
Concrete workers 68%
Drivers 44%
Drywall installers 41%
Electricians 50%
Equipment operators 45%
Flooring installers 36%
Glaziers 44%
Iron workers 51%
Laborers 60%
Mechanics 35%
Millwrights 52%
Painters 32%
Pipefitters/welders 42%
Plumbers 41%
Roofers 36%
Sheet metal installers 56%
Traffic control personnel 22%
0% 10% 20% 30% 40% 50% 60% 70% 80% 90% 100%

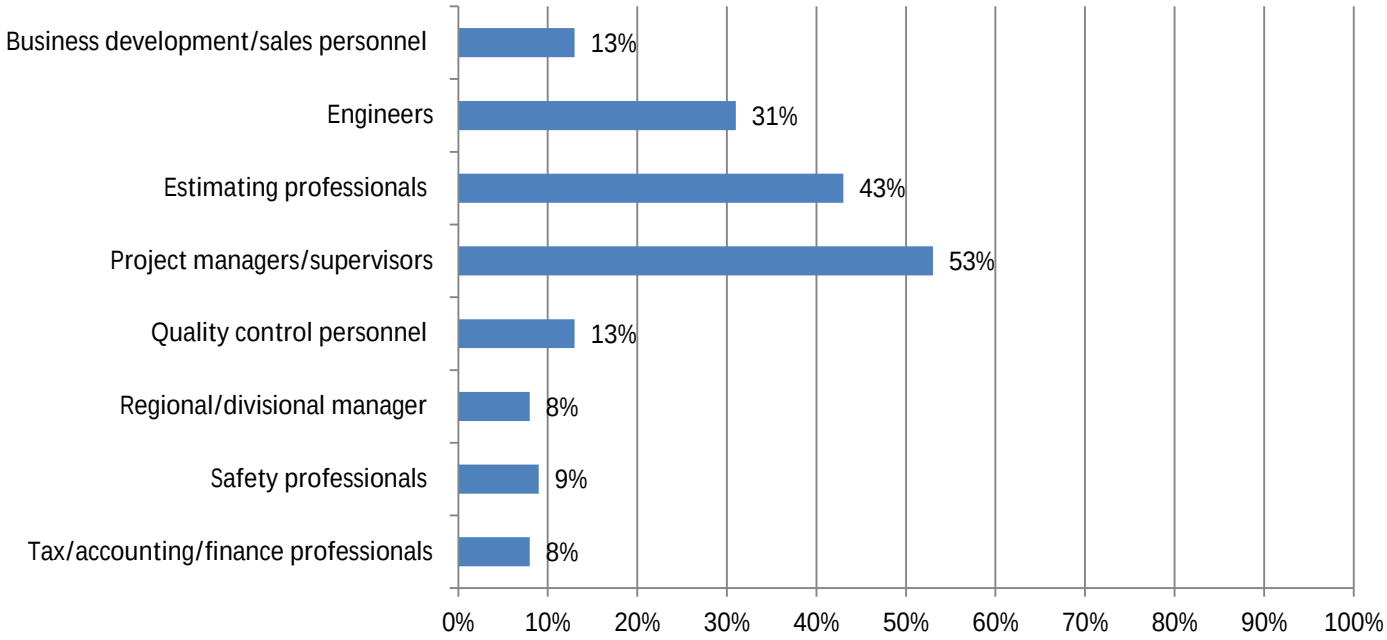
Business development/sales personnel 13%
Engineers 31%
Estimating professionals 43%
Project managers/supervisors 53%
Quality control personnel 13%
Regional/divisional manager 8%
Safety professionals 9%
Tax/accounting/finance professionals 8%
0% 10% 20% 30% 40% 50% 60% 70% 80% 90% 100%

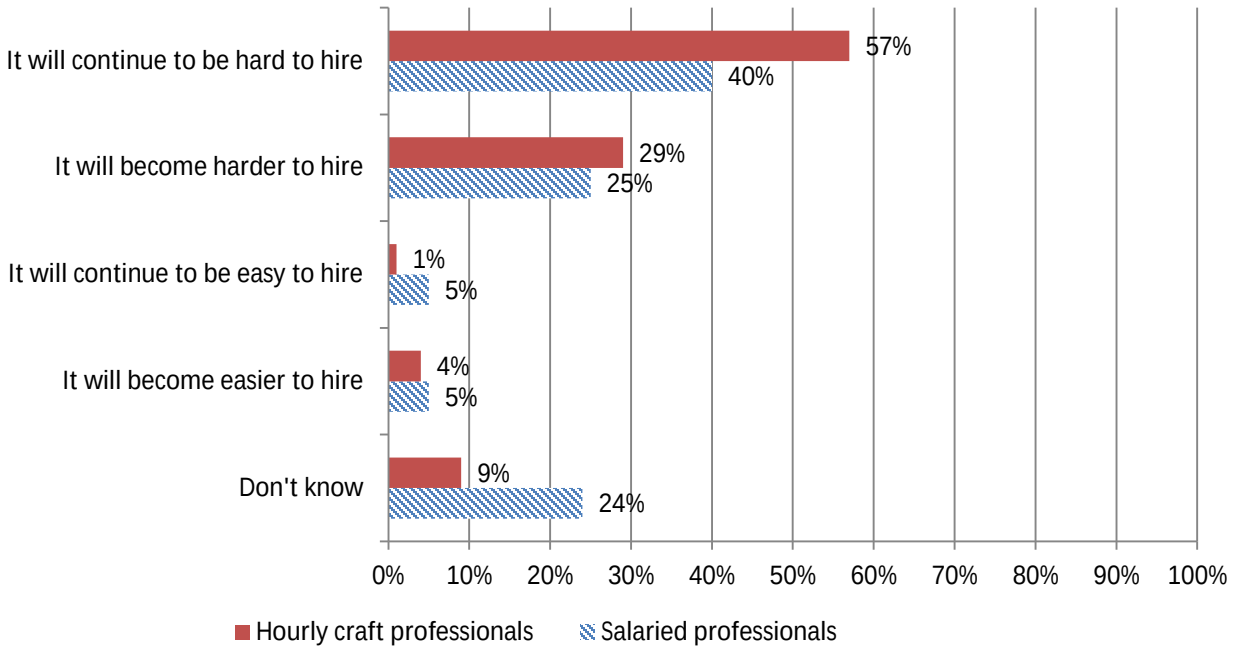
It will continue to be hard to hire
57%
40%
It will become harder to hire
29%
25%
It will continue to be easy to hire
1%
5%
It will become easier to hire
4%
5%
Don't know
9%
24%
0%
10%
20%
30%
40%
50%
60%
70%
80%
90%
100%
Hourly craft professionals
Salaried professionals

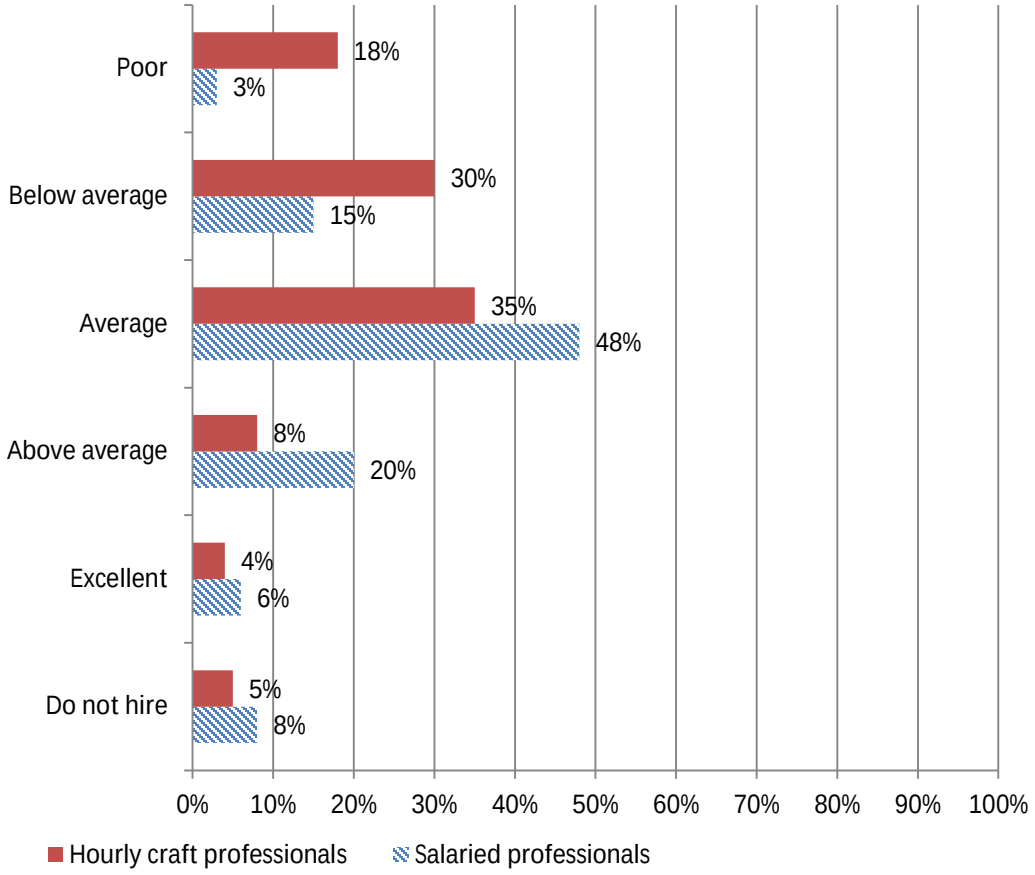
Poor
18%
3%
Below average
30%
15%
Average
35%
48%
Above average
8%
20%
Excellent
4%
6%
Do not hire
5%
8%
0%
10%
20%
30%
40%
50%
60%
70%
80%
90%
100%
Hourly craft professionals
Salaried professionals

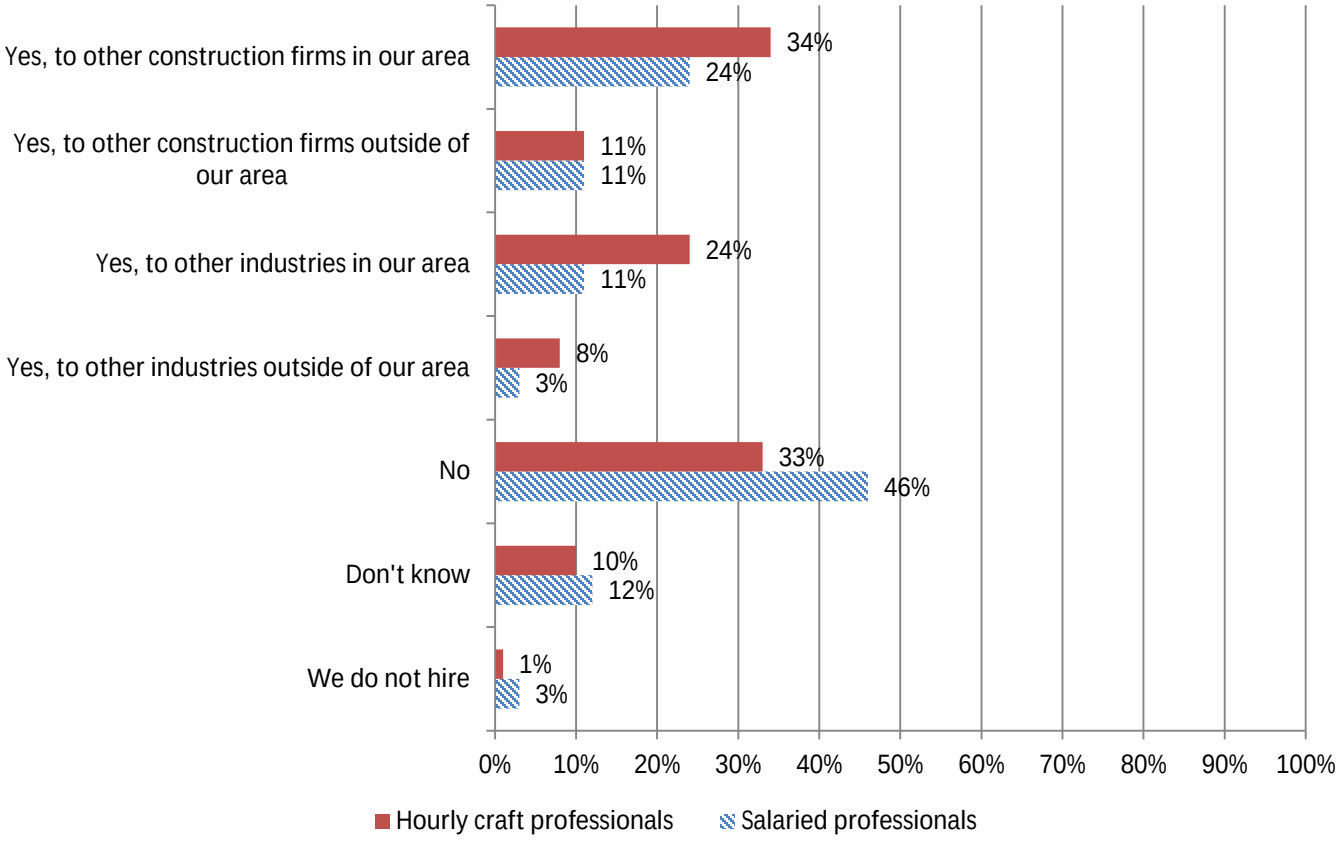
Yes, to other construction firms in our area
34%
24%
Yes, to other construction firms outside of our area
11%
11%
Yes, to other industries in our area
24%
11%
Yes, to other industries outside of our area
8%
3%
No
33%
46%
Don't know
10%
12%
We do not hire
1%
3%
0%
10%
20%
30%
40%
50%
60%
70%
80%
90%
100%
Hourly craft professionals
Salaried professionals

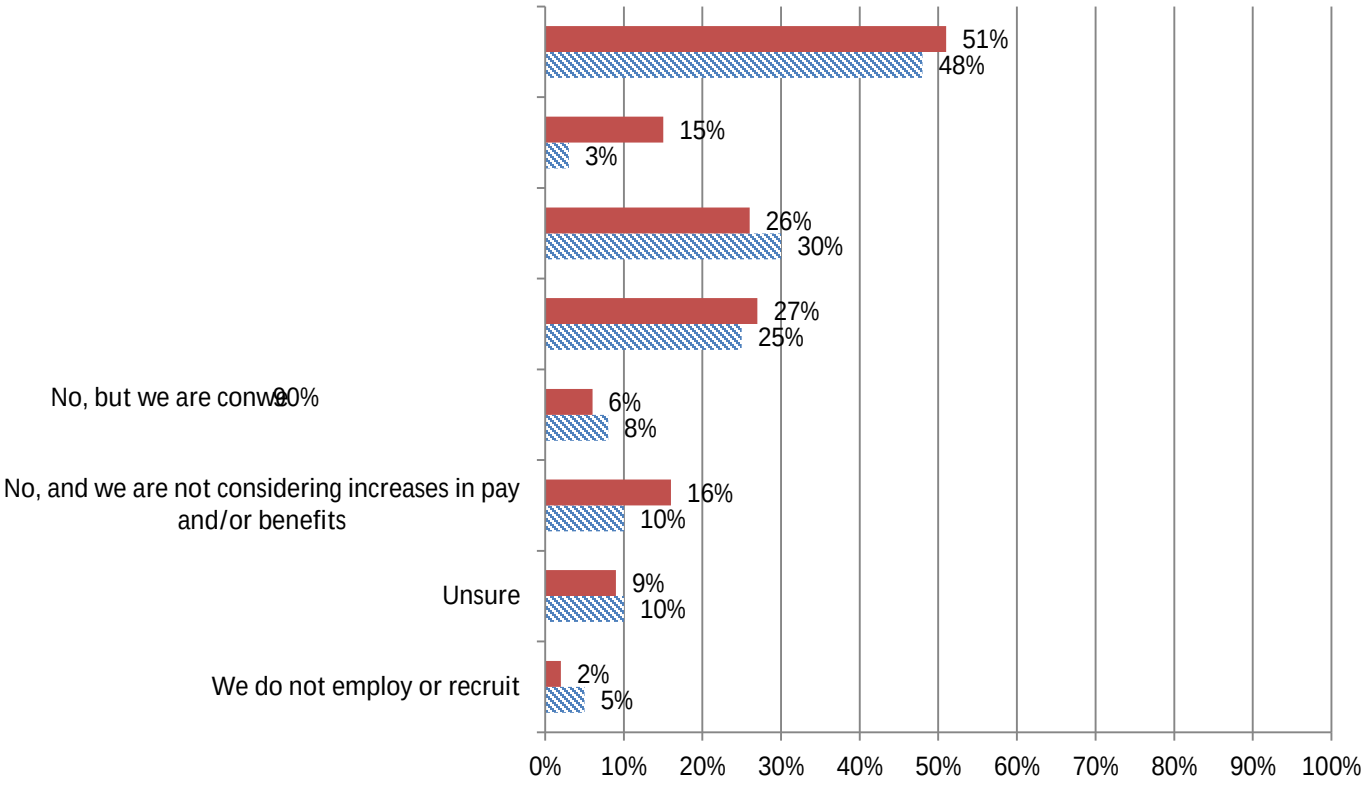
51%
48%
15%
3%
26%
30%
27%
25%
No, but we are conw
20%
6%
8%
No, and we are not considering increases in pay and/or benefits
16%
10%
Unsure
9%
10%
We do not employ or recruit
2%
5%
0%
10%
20%
30%
40%
50%
60%
70%
80%
90%
100%

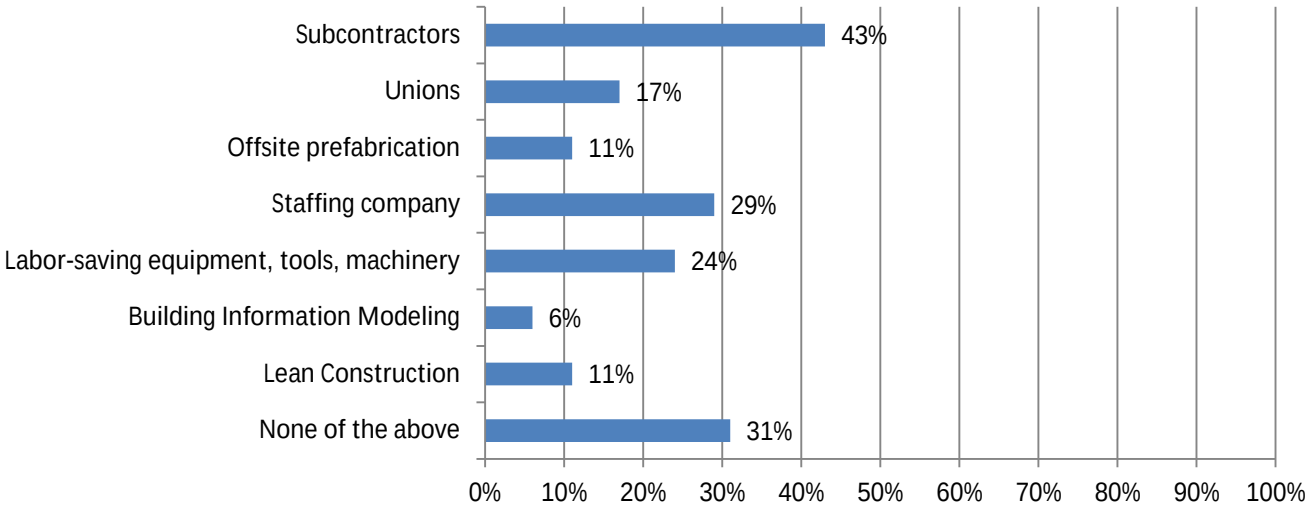
Subcontractors
43%
Unions
17%
Offsite prefabrication
11%
Staffing company
29%
Labor-saving equipment, tools, machinery
24%
Building Information Modeling
6%
Lean Construction
11%
None of the above
31%
0%
10%
20%
30%
40%
50%
60%
70%
80%
90%
100%

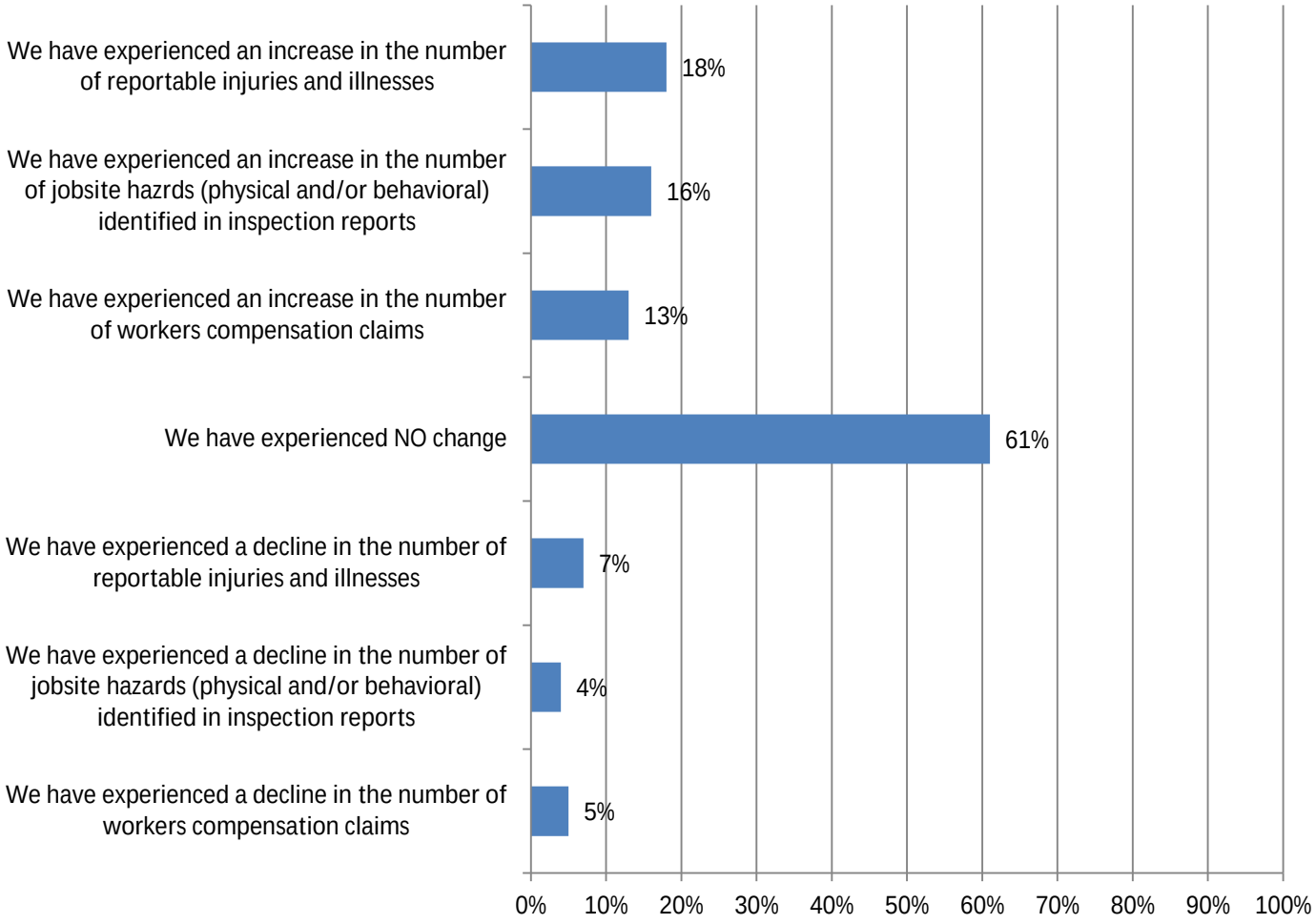
We have experienced an increase in the number of reportable injuries and illnesses
18%
We have experienced an increase in the number of jobsite hazrds (physical and/or behavioral) identified in inspection reports
16%
We have experienced an increase in the number of workers compensation claims
13%
We have experienced NO change
61%
We have experienced a decline in the number of reportable injuries and illnesses
7%
We have experienced a decline in the number of jobsite hazards (physical and/or behavioral) identified in inspection reports
4%
We have experienced a decline in the number of workers compensation claims
5%
0%
10%
20%
30%
40%
50%
60%
70%
80%
90%
100%

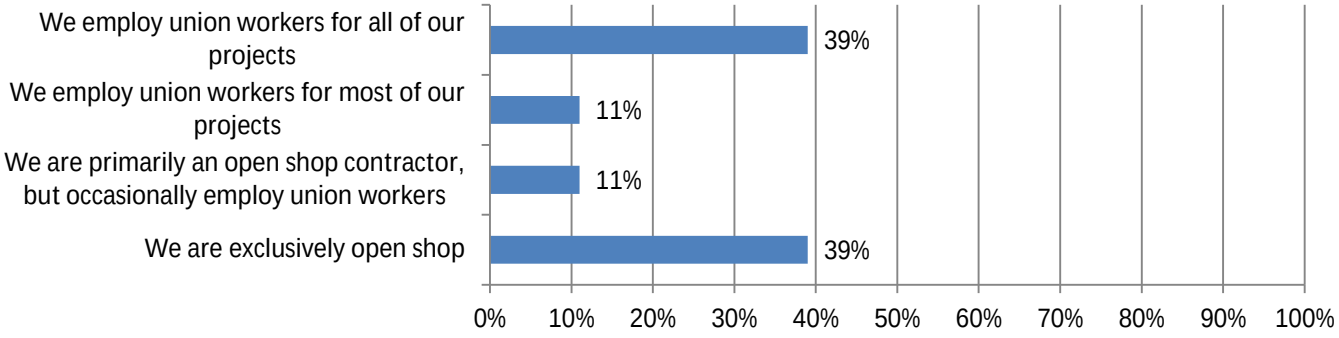
We employ union workers for all of our projects
39%
We employ union workers for most of our projects
11%
We are primarily an open shop contractor, but occasionally employ union workers
11%
We are exclusively open shop
39%
0%
10%
20%
30%
40%
50%
60%
70%
80%
90%
100%

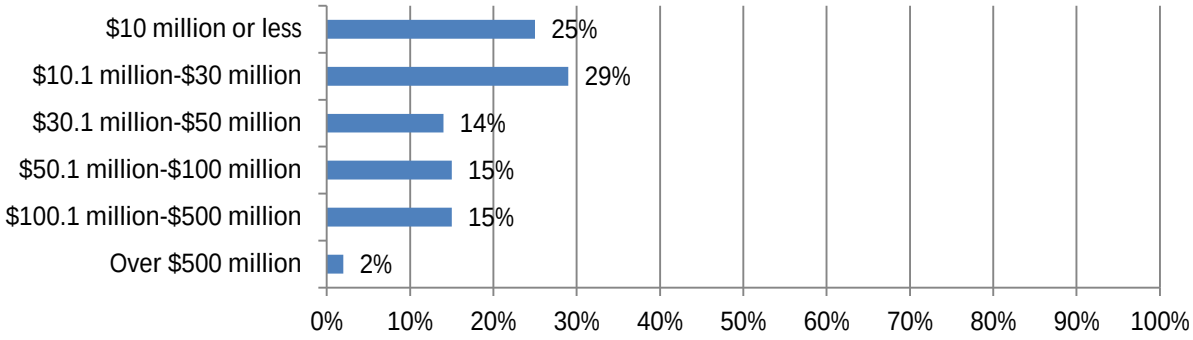
$10 million or less
25%
$10.1 million-$30 million
29%
$30.1 million-$50 million
14%
$50.1 million-$100 million
15%
$100.1 million-$500 million
15%
Over $500 million
2%
0%
10%
20%
30%
40%
50%
60%
70%
80%
90%
100%