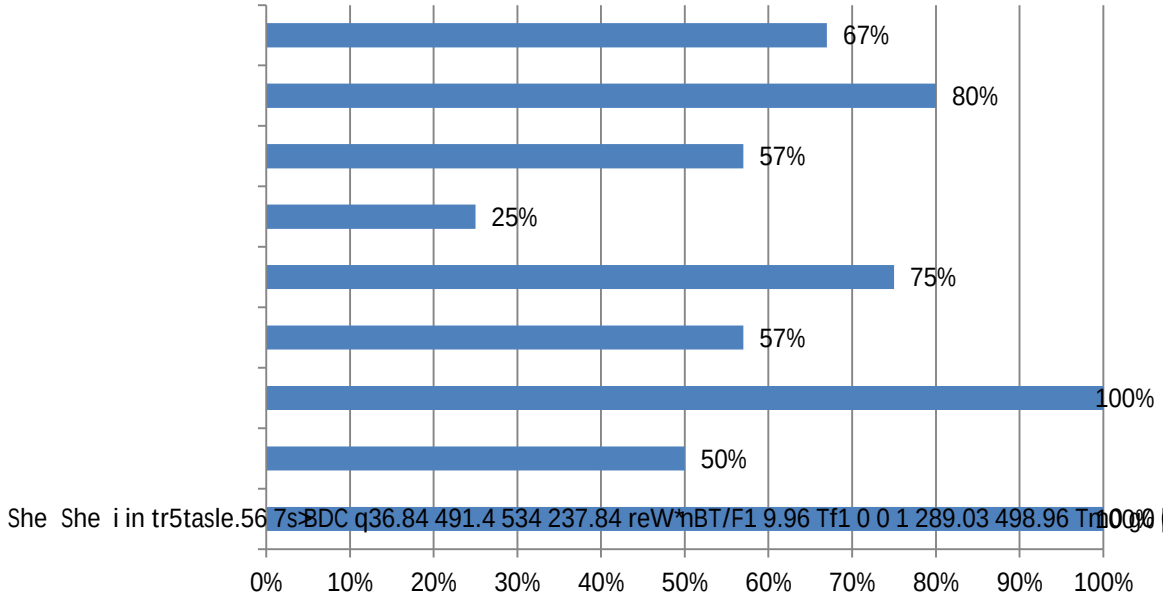
67%
80%
57%
25%
75%
57%
100%
50%
She She i in tr5tasle.56 7s>BDC q36.84 491.4 534 237.84 reW*nBT/F1 9.96 Tf1 0 0 1 289.03 498.96 Tm100%
0%
10%
20%
30%
40%
50%
60%
70%
80%
90%
100%

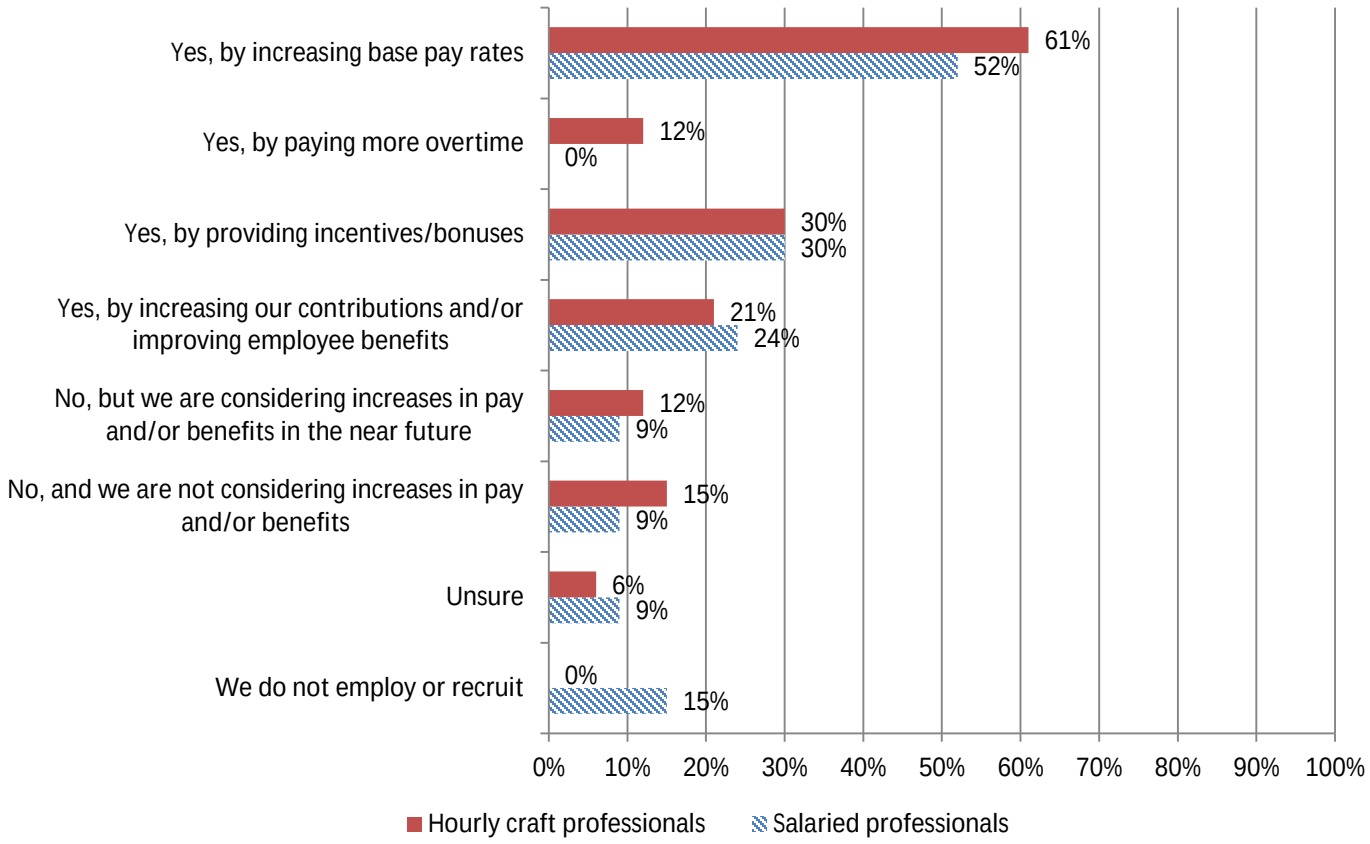
Yes, by increasing base pay rates
61%
52%
Yes, by paying more overtime
12%
0%
Yes, by providing incentives/bonuses
30%
30%
Yes, by increasing our contributions and/or improving employee benefits
21%
24%
No, but we are considering increases in pay and/or benefits in the near future
12%
9%
No, and we are not considering increases in pay and/or benefits
15%
9%
Unsure
6%
9%
We do not employ or recruit
0%
15%
0%
10%
20%
30%
40%
50%
60%
70%
80%
90%
100%
Hourly craft professionals
Salaried professionals

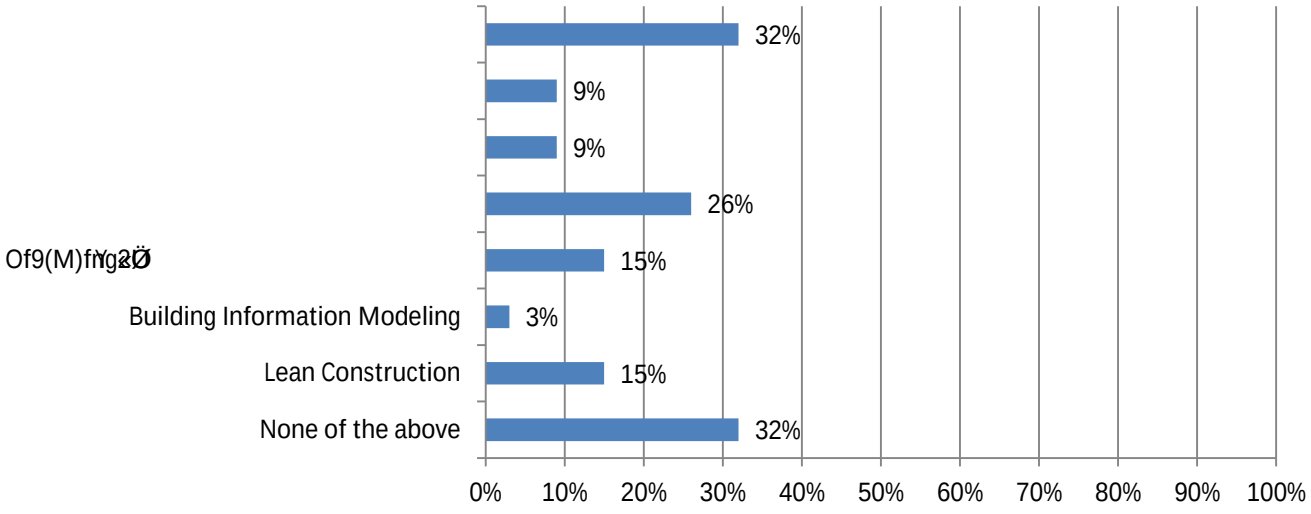
32%
9%
9%
26%
15%
Building Information Modeling
3%
Lean Construction
15%
None of the above
32%
0%
10%
20%
30%
40%
50%
60%
70%
80%
90%
100%

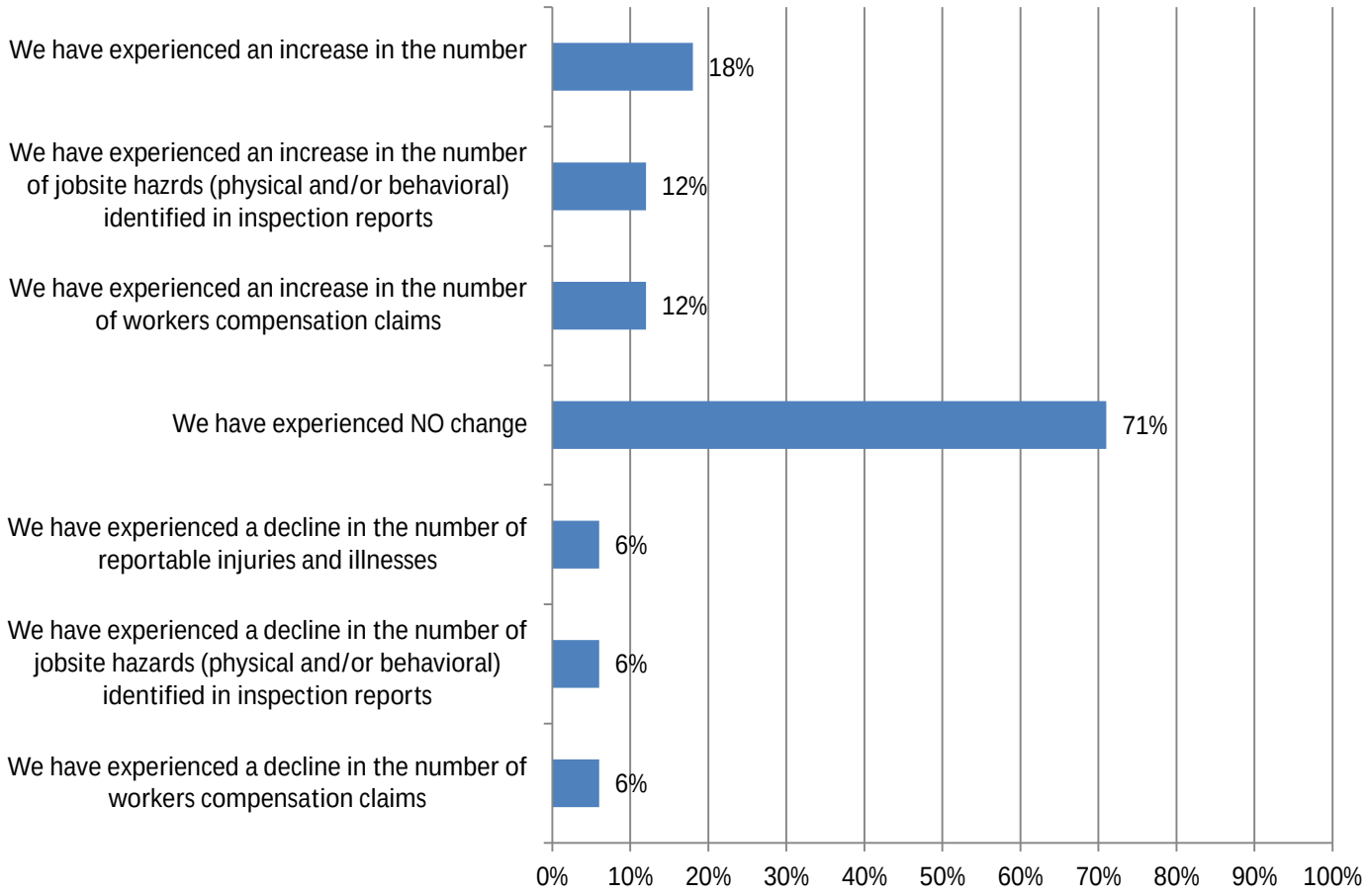
We have experienced an increase in the number
18%
We have experienced an increase in the number of jobsite hazrds (physical and/or behavioral) identified in inspection reports
12%
We have experienced an increase in the number of workers compensation claims
12%
We have experienced NO change
71%
We have experienced a decline in the number of reportable injuries and illnesses
6%
We have experienced a decline in the number of jobsite hazards (physical and/or behavioral) identified in inspection reports
6%
We have experienced a decline in the number of workers compensation claims
6%
0%
10%
20%
30%
40%
50%
60%
70%
80%
90%
100%